

PORT OF SEATTLE FIRE DEPARTMENT 2020 ANNUAL REPORT




OUR MISSION

*Save Lives,
Protect Property,
and Serve the Public*

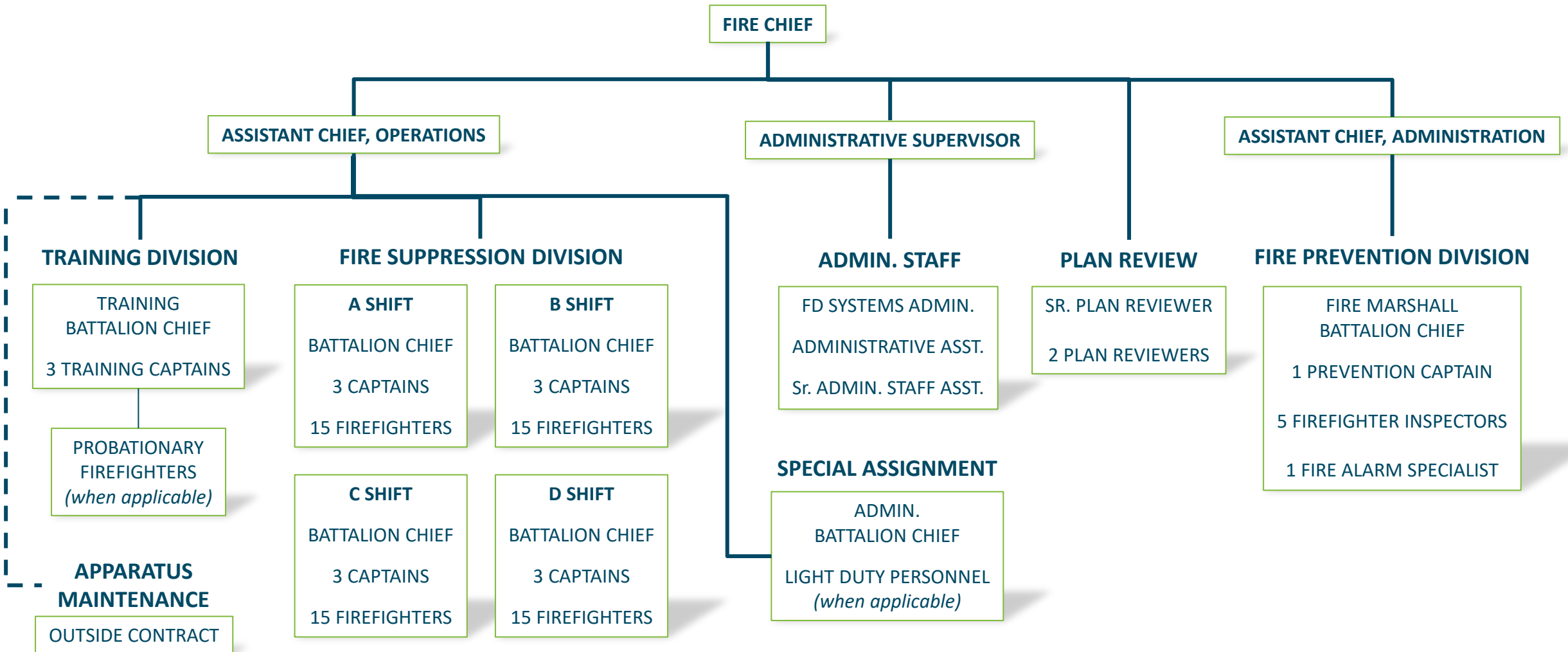


OUR RESPONSIBILITIES

- Emergency Medical Services
- Structural Fires
- Brush and Outdoor Fires
- Motor Vehicle Accidents
- Hazardous Material Response
- Technical Rescues
- Odor Investigations
- Standbys and Safety Efforts
- Inspections
- Permitting
- Public Service Activities
- Aircraft Rescue Firefighting



FIRE DEPARTMENT ORGANIZATION CHART



AFFILIATIONS & PARTNERSHIPS



Airport Council International (ACI)
American Association of Airport Executives
ARFF Working Group
Center for Disease Control - Seattle
FAA Advisory Panel

International Fire Service Accreditation Congress (WA)
International Fire Service Training Association
King County Emergency Medical Services
King County Fire Chiefs Association
King County Fire Marshals
King County Operations Chiefs Association
King County Public Health
National Fire Protection Agency
South King County Fire Training Consortium
Washington State Fire Chiefs Association
Washington State L&I and Firefighter JATC



LONG HISTORY OF EMBRACING DIVERSITY

Port of Seattle Fire Department actively partners with Local 1257's Diversity Association and Port HR in community outreach and recruiting. We recognize the importance of EDI and strive for our department to be reflective of the communities we serve and we continue to foster an organization based on inclusion.



Created in 1980, the Diversity Association also provides annual scholarships and raises money for various charities. In 2020, TWO scholarships were awarded. Even though the annual Pancake Breakfast and Golf Tournaments had to be cancelled due to COVID restrictions, plans are already being made for a return in late 2021.

RECENT PROMOTIONS AND AWARDS



Battalion Chief
Stephanie McGinnis



Battalion Chief
Jake Murry



Captain Chris Clark



Captain Toby David



Captain Einar Mikkelsen



Captain Jake Young




Firefighter Mike Harguess
Firefighter of the Year 2019



Captain Frank Smith
Firefighter of the Year 2018

2021-2025 STRATEGIC PLAN



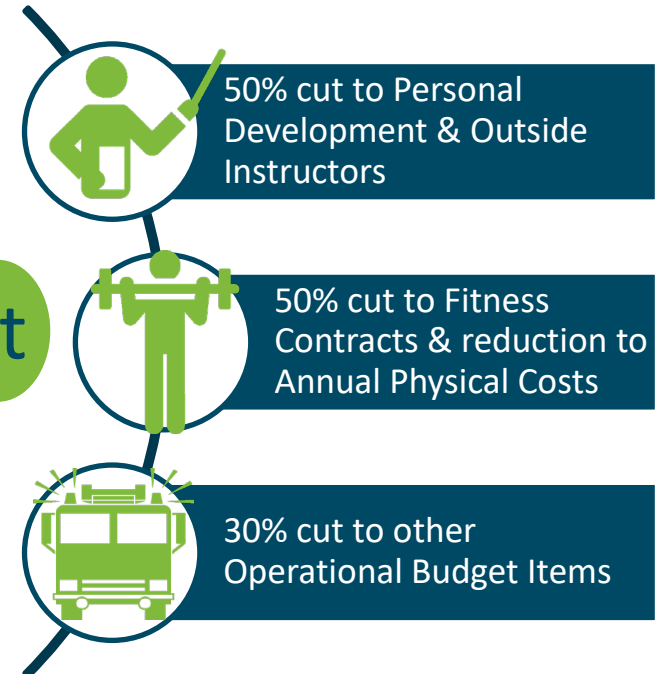
- Improve emergency response operations / capabilities during airport growth (Pre-Fire Planning)
- Evaluate current training model / determine best long-term approach for firefighter development
- Champion diversity, equity and inclusion
- Strengthen communications plan and development programs for all officers and management
- Evaluate Fire Prevention's use of technology

BUDGET HIGHLIGHTS

Impact of COVID-19 on 2020 Budget

	Revised 2020 Budget	Original 2020 Budget	2020 COVID Budget Cut
Payroll less: Capitalized Payroll	17,901,100 (596,367)	18,113,100 (667,767)	212,000 (71,400)
Payroll Expense	17,304,733	17,445,333	140,600
Non-Payroll Expense	1,060,761	1,278,040	217,279
Total O&M Expense	18,365,494	18,723,373	357,879

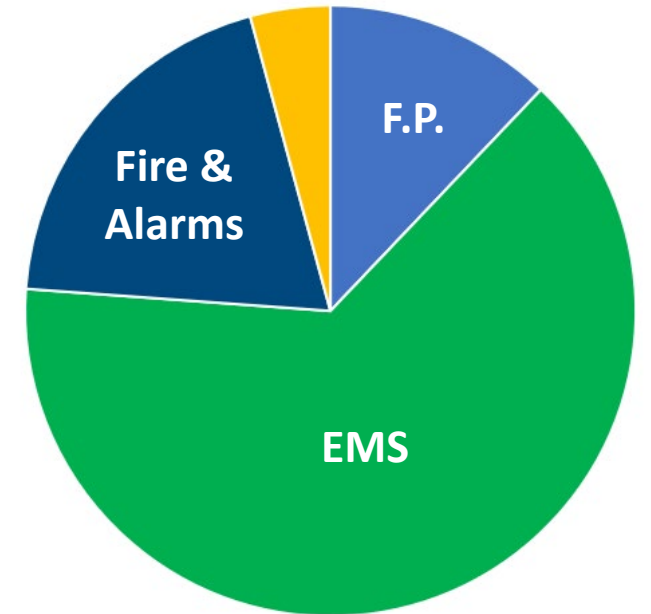
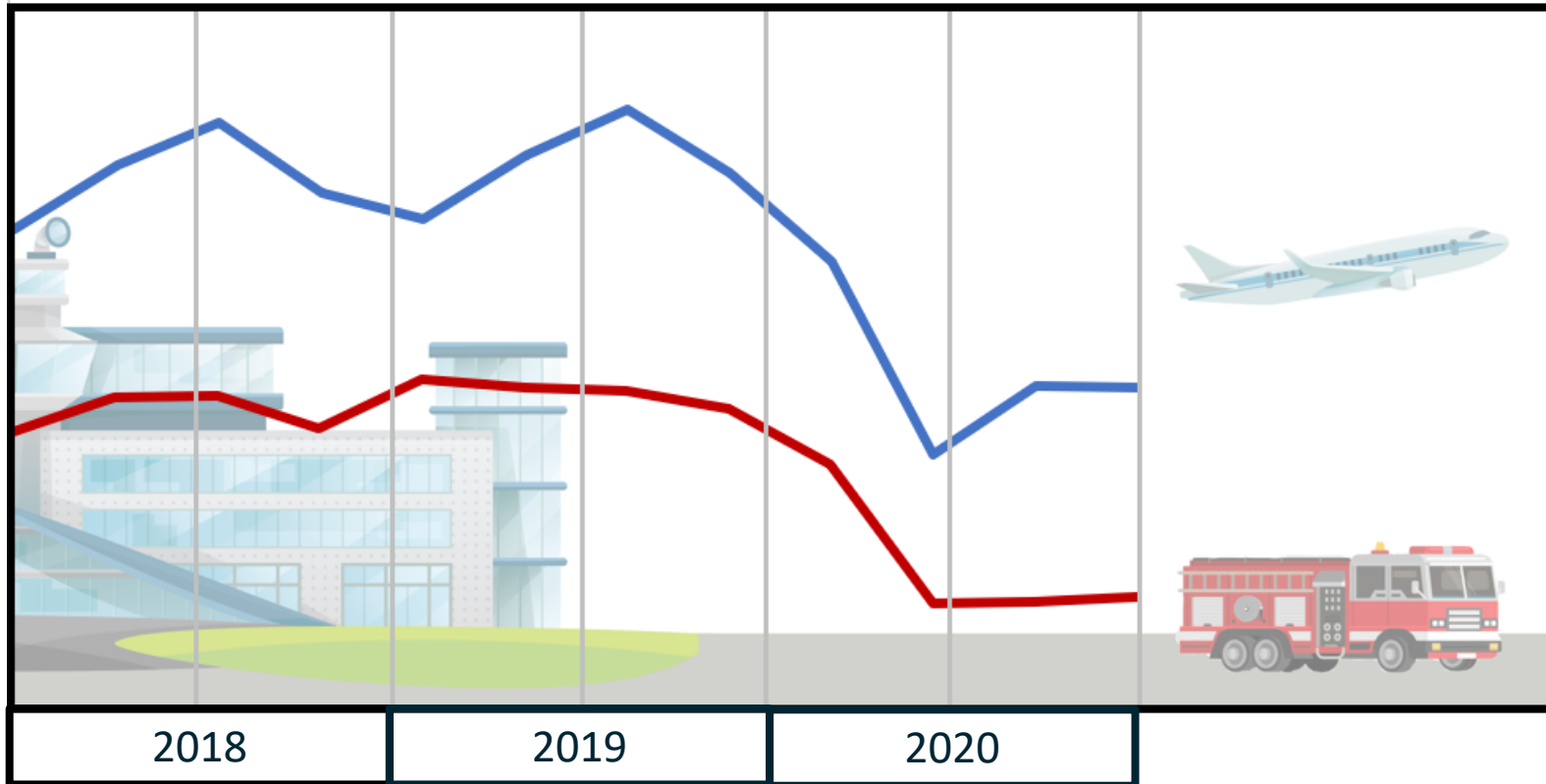
28% Cut



Final 2020 Budget Variance of less than 1%

2020 TOTAL INCIDENTS DOWN 61.5% FROM 2019

ENPLANEMENTS vs. FIRE DEPARTMENT INCIDENTS



Total Incidents
2667

RESPONSE VOLUME

2019	Jan	Feb	March	April	May	June	July	August	Sept	Oct	Nov	Dec	Sub-Total
Fire Calls	5	3	3	6	7	7	10	9	3	2	5	5	65
EMS / Rescue	283	264	320	266	338	356	353	361	294	296	283	326	3740
Haz Conditions	13	14	15	10	12	12	17	10	12	10	12	15	152
Good Intent	11	11	14	6	5	6	6	4	3	14	8	11	99
Alarm Calls	20	24	22	10	21	21	32	21	29	36	33	26	295
Service Calls	231	253	301	233	219	224	178	168	225	195	171	183	2581
	563	569	675	531	602	626	596	573	566	553	512	566	6932 TOTAL
% diff v prior yr	3.1%	16.6%	49.3%	-3.5%	12.7%	2.5%	5.1%	-5.1%	4.6%	13.1%	11.1%	1.8%	8.3% change from 2018

2020	Jan	Feb	March	April	May	June	July	August	Sept	Oct	Nov	Dec	Sub-Total
Fire Calls	4	3	0	2	2	0	4	3	4	4	2	2	30
EMS / Rescue	292	267	208	56	65	93	117	118	105	123	143	121	1708
Haz Conditions	7	5	4	1	6	6	2	2	2	2	4	2	43
Good Intent	7	15	5	3	3	4	4	6	7	7	4	5	70
Alarm Calls	33	37	12	20	23	29	21	26	30	22	23	17	293
Service Calls	213	183		127									523
	556	510	229	209	99	132	148	155	148	158	176	147	2667 TOTAL
% diff v prior yr	-1.24%	-10.37%	-66.07%	-60.64%	-83.55%	-78.91%	-75.17%	-72.95%	-73.85%	-71.43%	-65.63%	-74.03%	-61.5% change from 2019

MUTUAL AID

Provide mutual aid to surrounding agencies and participate in Zone responses.



- Structure Fires – home/apartment fires, commercial buildings
- Brush and Grass Fires – we frequently respond to I-5 fires
- HazMat Incidents – including a major chlorine spill at a water treatment facility
- Motor Vehicle Accidents – responding to nearby freeways and roadways
- Technical Rescue – including rope rescue and confined space
- Move Up and Standbys – assisting neighboring department coverage

SPECIAL TEAMS

HAZMAT RESPONSE TEAM



TECHNICAL RESCUE TEAM



CONTINUOUS TRAINING



FAA Requirements

- 100% Compliance for all Uniformed Personnel



JATC 3-Year Program

- 10 Firefighters successfully completed program in 2020



WAC Requirements

- 96% Completion Rate for all Uniformed Personnel



SKCFTC Academy

- 2 Firefighters graduated from Academy



Port Requirements

- 96% Completion Rate for all Uniformed Personnel



Certified Instructors

- New instructors certified for public training



TRAINING IN THE YEAR OF COVID-19



2020 Triennial Drill

Held in partnership with Emergency Preparedness, Mutual Aid Agencies, and other Port partner



2020 Live Fire Drills

Despite the limitations on travel, the Fire Department creatively found a solution to provide FAA mandatory live fire training.



Changing Habits

Appropriate use of masks, distancing, and decontamination protocols were immediately adopted

COVID-19 RESPONSE



EMERGENCY MEDICAL SERVICE DIRECTIVES

March 2020 King County Emergency Medical Services develops and implements directives to reduce the transmission of the virus.



PREVENTATIVE MEASURES

More thorough daily cleaning and disinfecting of the entire fire station, staggering time in common living areas to maintain distance, etc.



CONSTANT COMMUNICATION

Bi-Weekly COVID Conference Calls, including King County Medical Program Director, are attended to receive updates, additions and revisions to all COVID-19 EMS protocols.

SAFETY



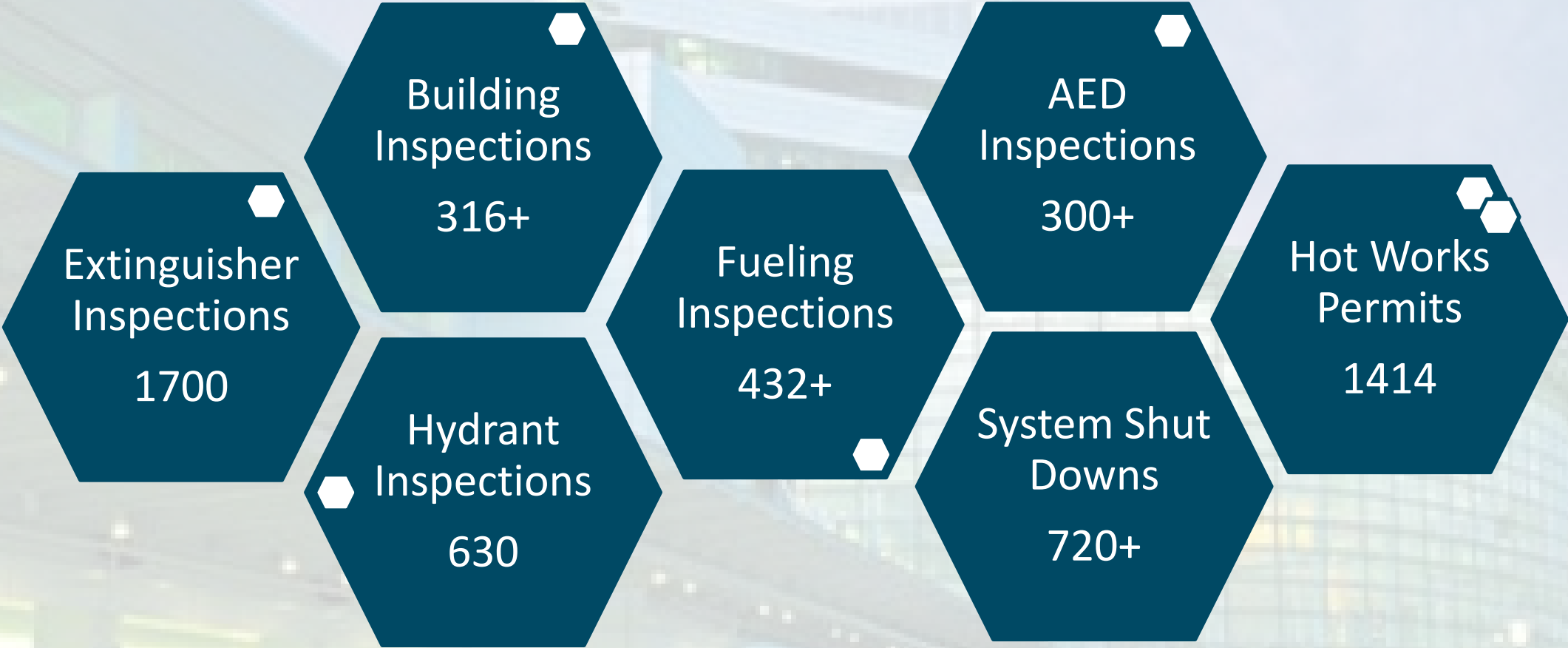
- 48 Safety Classes (4/month)
- 4 Quarterly Safety Committee Meetings
- 12 Monthly Station Safety Inspections
- 104.3% Safety Score

AED & FIRST AID PROGRAM



- Maintain approximately 300 AEDs placed conveniently on Port property
- Provide training in First Aid, AEDs and CPR to the people who work at the Airport
- Partner with Port Emergency Management and the American Heart Association to assure life saving equipment is readily available to everyone

FIRE PREVENTION ACTIVITIES



ALARM MANAGEMENT



Installation

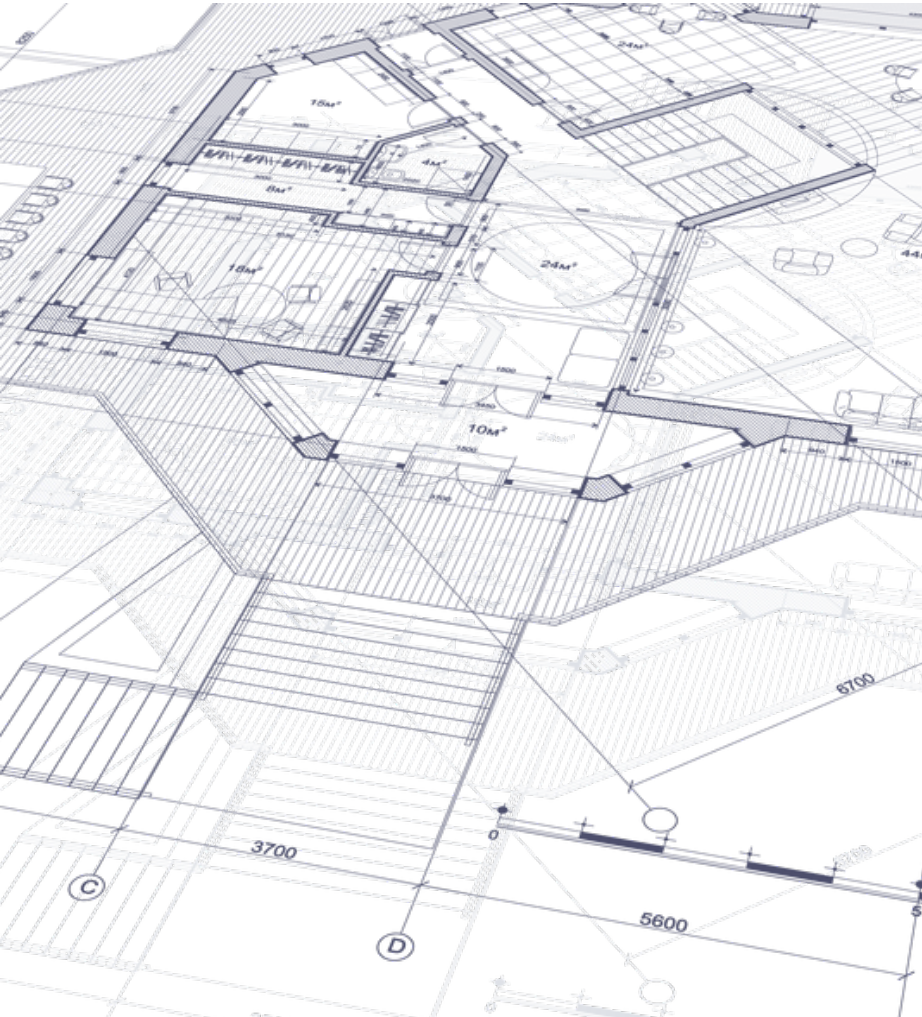
- ▶ Alarm Technician consults with Plan Review on technical integration of alarm systems
- ▶ Installs physical systems and programs monitoring software
- ▶ Supports construction contractors



Management

- ▶ System integrated with Dispatch, monitoring more than 11,000 devices
- ▶ Alarm Technician maintains Port Waterfront Alarm devices
- ▶ Performs regular testing and repairs

PLAN REVIEW



- Reviews all new construction and remodel plans for Fire & Life Safety compliance
- Integral planning participants of all Capital Building projects
- Consults with contractors for integration in Port Fire Suppression and Alarm systems
- Commission and test fire suppression and alarm systems upon completion
- Authorize and approve certificate of occupancy upon project completions

COMMUNITY INVOLVEMENT

In partnership with Local 1257 the Fire Department has, and will continue to be, involved in community efforts to help others.

